

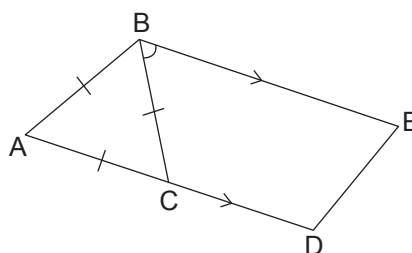
# Review 3

Choose the correct answer and write its number in the brackets provided.

[7 marks]

1. The figure is not drawn to scale. ABC is an equilateral triangle. BCDE is a trapezium where  $BE \parallel CD$ . ACD is a straight line. Find  $\angle CBE$ .

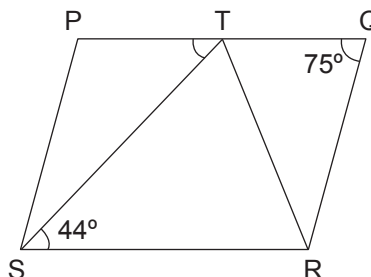
- (1)  $60^\circ$   
 (2)  $90^\circ$   
 (3)  $120^\circ$   
 (4)  $150^\circ$



( )

2. The figure is not drawn to scale. PQRS is a parallelogram and STR is a triangle. Find  $\angle PTS$ .

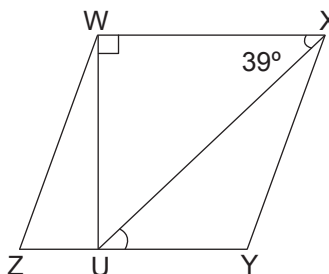
- (1)  $31^\circ$   
 (2)  $44^\circ$   
 (3)  $75^\circ$   
 (4)  $105^\circ$



( )

3. The figure is not drawn to scale. WXYZ is a rhombus and UWX is a right-angled triangle. Find  $\angle XUY$ .

- (1)  $39^\circ$   
 (2)  $51^\circ$   
 (3)  $90^\circ$   
 (4)  $141^\circ$

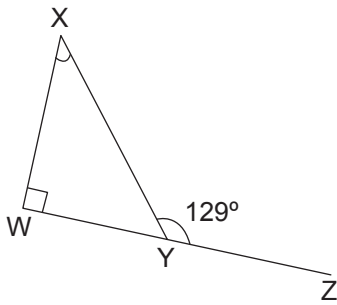


( )



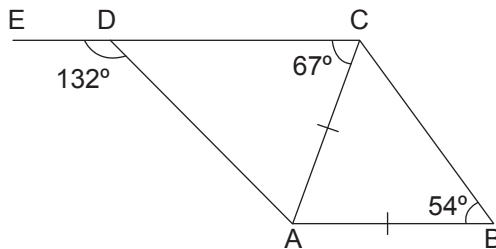
9. The figure is not drawn to scale. WXY is a right-angled triangle and WYZ is a straight line. Find  $\angle WXY$ .

[2 marks]



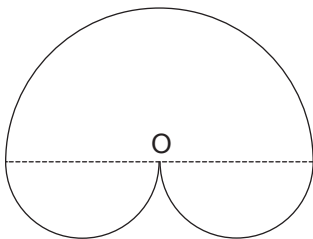
10. The figure is not drawn to scale. ACB is an isosceles triangle where  $AC = AB$ . CAD is a triangle. CDE is a straight line. Find  $\angle DAB$ .

[3 marks]



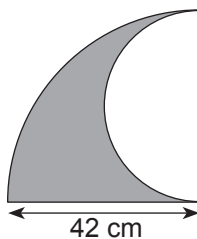
11. The figure below shows three semicircles. The diameter of the large circle is 70 cm. Find the area of the figure. Express your answer in terms of  $\pi$ .

[2 marks]

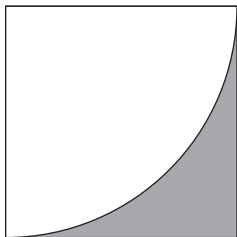


12. The figure below is made up of a quadrant and a semicircle. Find the perimeter of the shaded figure. (Take  $\pi = \frac{22}{7}$ )

[2 marks]



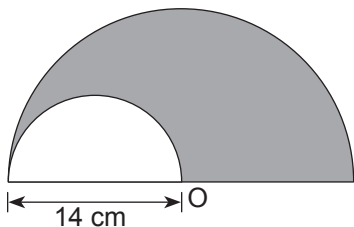
13. The figure below is made up of a square and a quadrant. The area of the square is  $144 \text{ cm}^2$ . Find the area of the shaded part. (Take  $\pi = 3.14$ )




---

[2 marks]

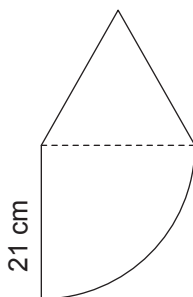
14. The figure below is made up of a small semicircle enclosed in a big semicircle. Find the area of the shaded part. (Take  $\pi = \frac{22}{7}$ )




---

[2 marks]

15. The figure below is made up of an equilateral triangle and a quadrant. Find the perimeter of the figure. (Take  $\pi = 3.14$ )

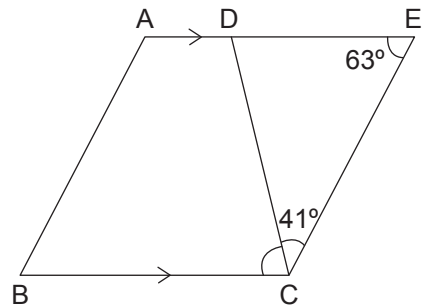



---

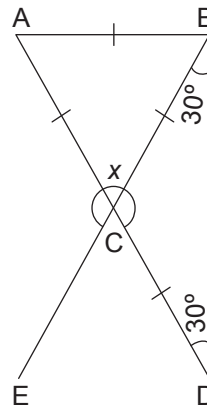
[2 marks]

Do these word problems. Show your working clearly in the space provided.

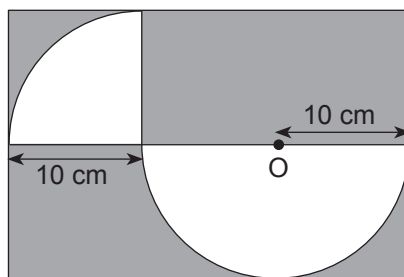
16. The figure is not drawn to scale. ABCD is a trapezium where  $AD \parallel BC$ . CDE is a triangle. ADE is a straight line. Find  $\angle BCD$ . [2 marks]



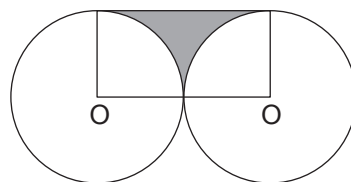
17. The figure is not drawn to scale. ABC is an equilateral triangle. BCD is an isosceles triangle where  $CD = CB$ . BCE and ACD are straight lines. Find  $\angle x$ . [3 marks]




18. A semicircle and a quadrant are enclosed in a rectangle as shown below. Find the area of the shaded part. (Take  $\pi = 3.14$ ) **[3 marks]**



19. The figure below shows two identical circles and a rectangle. The radius of each circle is 28 cm. Find the area of the shaded part. (Take  $\pi = \frac{22}{7}$ ) **[2 marks]**



 **20.** The figure below shows a semicircle and three identical quadrants removed from a square. The length of the square is four times the diameter of the semicircle. (Take  $\pi = 3.14$ )

- (a) Find the area of the shaded part. Round off your answer to the nearest whole number. **[4 marks]**
- (b) Find the perimeter of the shaded part. Round off your answer to the nearest whole number. **[3 marks]**

